


# Sunflower

Plants need sunshine to grow tall. This flower is called a "sunflower" because it turns its face to look at the sun throughout the day. Complete this sunflower with sunflower seeds on its "face".




## > EARLY LEARNING

**Expressive Arts:** I respond to different tactile experiences, for example, observing the difference between the texture of seeds and that of paper.

**Next step:** I experiment with texture through sound, with the sounds beans make in different containers.

# Friends of the Garden

There are many bugs and insects that are good for our garden. Inspired by the aboriginal drawings of Australia, these bugs like to go in circles! Complete their journey around your garden with the cut-outs on page 35.



**Unit 2 Planting - Lesson 4:**  
Friends of The Garden



**> EARLY LEARNING**

**Art:** I can cut out and glue the ladybugs and bees along the dotted lines.

**Next step:** I recognize bees and ladybugs as insects that are friends of my garden.

# Bees and Ladybugs Cut-Outs

Use with Friends of the Garden on page 22.





## X-Ray Onions

Things can look very different from the inside.  
Use a halved onion and dip it into white paint.

Print here

How many layers does your onion have?

Unit 3 Growing -  
Discovering Fruit & Vegetable Shapes

> **EARLY LEARNING**

**Early Numeracy:** I can quantify the number of layers in an onion.

**Next step:** I can distinguish between an onion (or another vegetable) that is cut *horizontally* or *vertically*.